

**ANTI-CORRUPTION ORGANISATION****June 2017 Report****Highlights**

- AC hotline received **21** calls this month
- Health Corruption hotline received **10** calls this month
- One (01) new complaint file opened this month

**General**

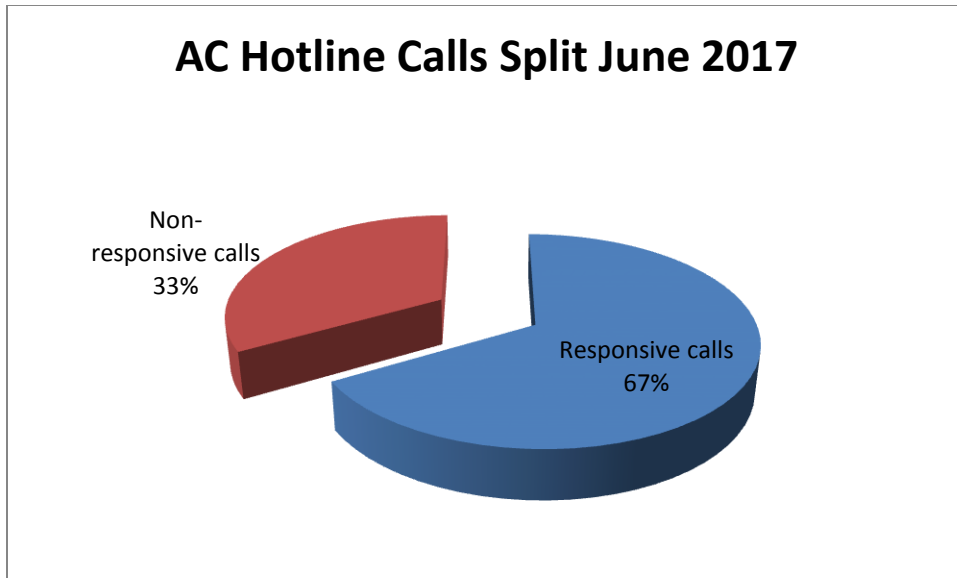
The AC hotline phone received 21 calls this month of January. Four corruption and corruption related offences while five non corruption complaints were registered through the hotline phone.

One (01) new case file was opened this month

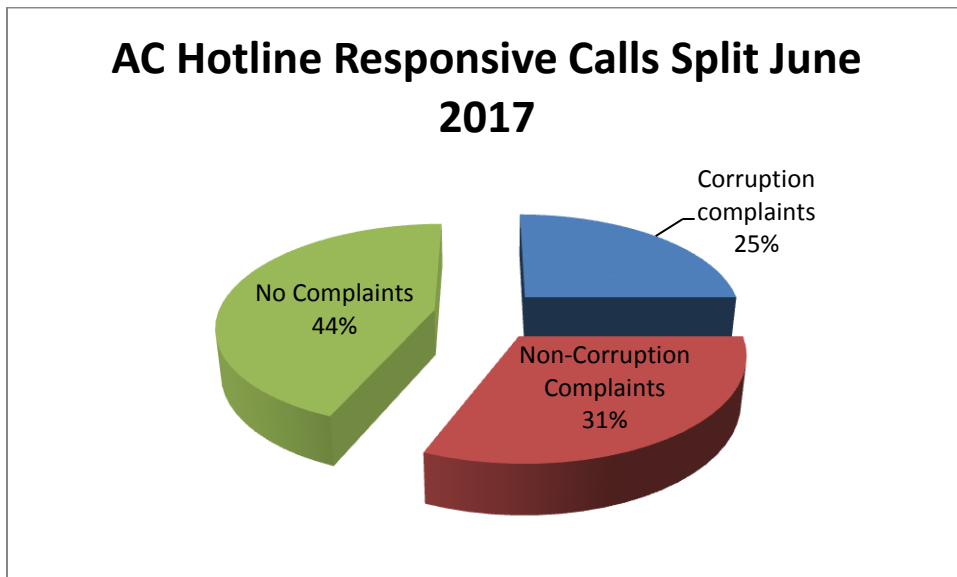
A new case file on Oppression was opened this month. The victim complained that two police officers at the Bamenda Central Police Station in Old town detained him in a police cell when he went to honor a convocation issued against him. According to him, the police officers had been bribed by his accuser.

**AC Hotline Phone**

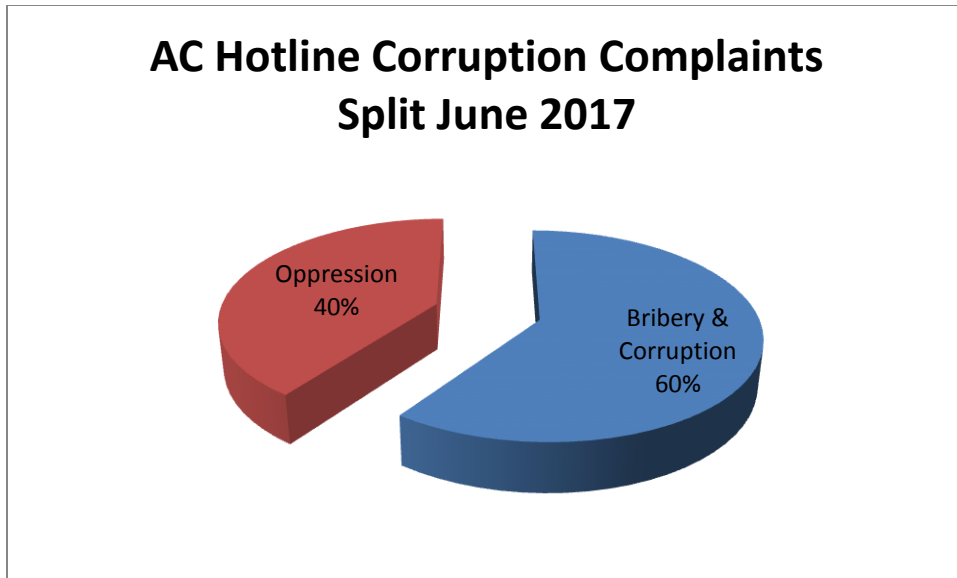
The AC hotline phone received 21 calls this month of January. Four corruption and corruption related offences while five non corruption complaints were registered through the hotline phone.



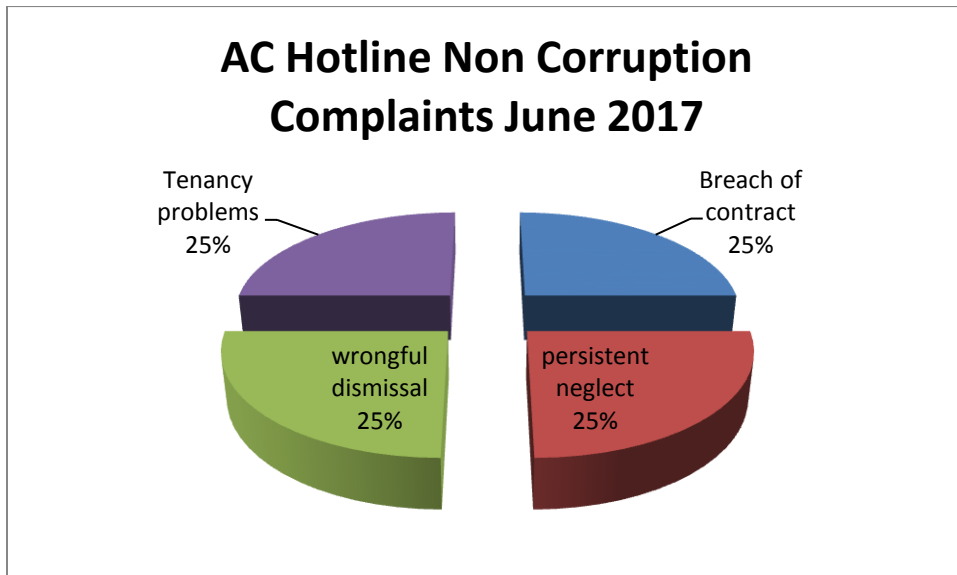
67% of calls that came in were responsive while 33% of callers' were non responsive



More calls this month were received from callers who had no complaint to report representing 44%, while 31% of callers had non corruption related complaints and 25% reported complaints related to corruption

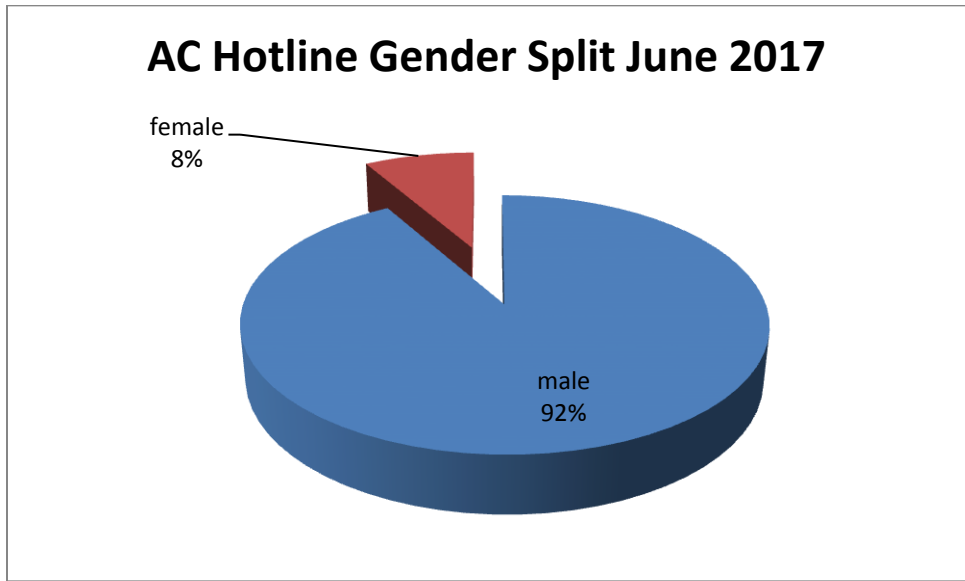


Complaints on bribery and corruption were the highest registered corruption complaints representing 60%, while complaints on Oppression represented 40% of corruption related complaints.



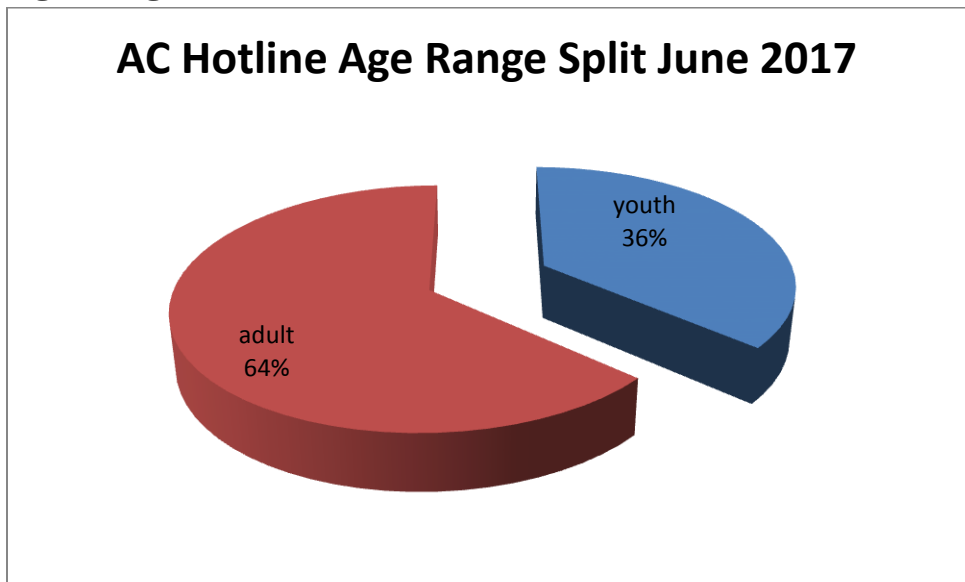
All the non-corruption complaints that came in this month were equally represented with 25% each for tenancy problems, wrongful dismissal, breach of contract and persistent neglect.

**Gender**



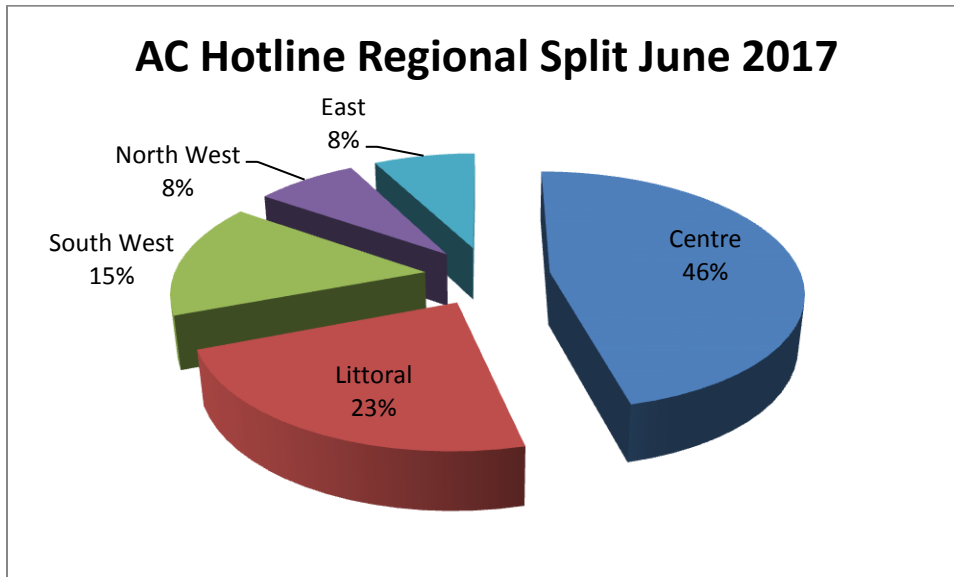
The male gender this month of June had 92% of calls that were recorded while the female gender registered only 8% of calls.

**Age Range of Callers**



The adult age range participated with most calls representing 64% of total callers, followed by the youth age range with 36%. The elderly age range was not represented this month.

## Regional representation



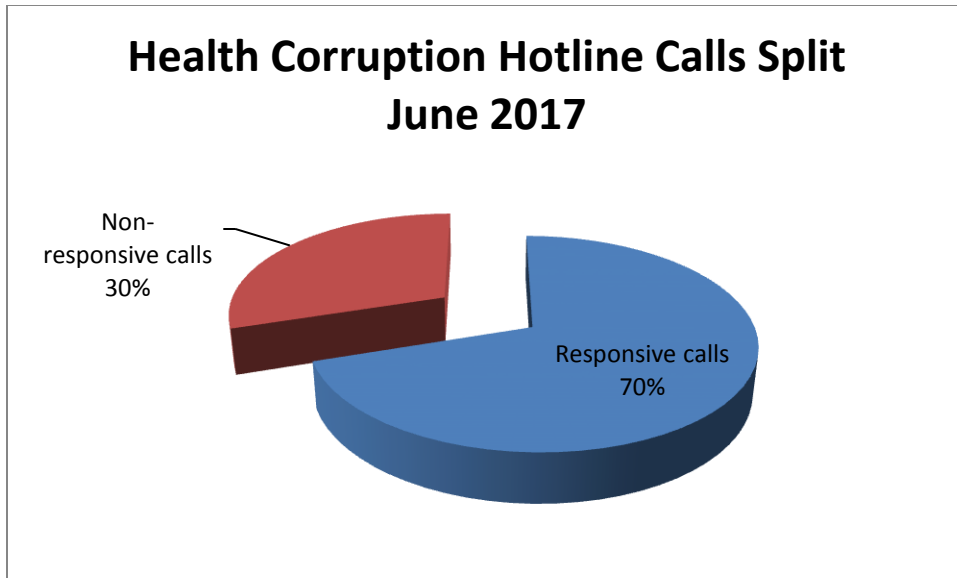
The Centre region registered the highest number of callers this month of June representing 46%, followed by the Littoral region with 23%, the South West with 15% and lastly the North West and the East regions with 8%.

## Investigations

Investigations were carried out on an Oppression case opened that was opened this month. . The victim complained that two police officer at the Bamenda Central Police Station in Old town detained him in a police cell when he went to honor a convocation issued against him. According to him, the police officers had been bribed. When AC finally got in touch with the police station he had already been released to go settle the problem amicably with his accuser when he presented.

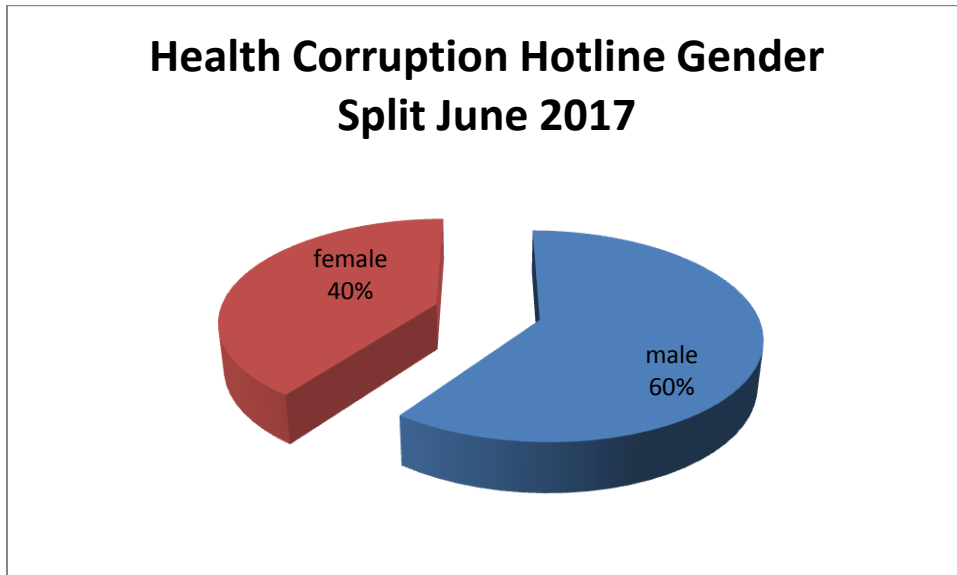
## Health Corruption Hotline

The Health Corruption hotline received 10 calls this month of June registering no complaint. Data from the calls has been analyzed as is represented on charts below.



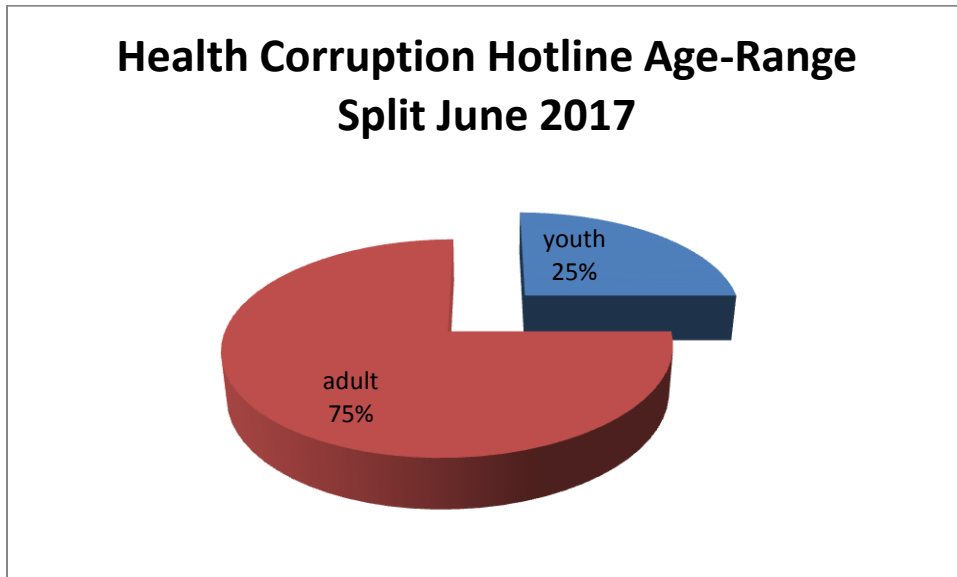
Responsive calls this month of June represented 70% of calls received while 30% of calls were non responsive.

### Gender



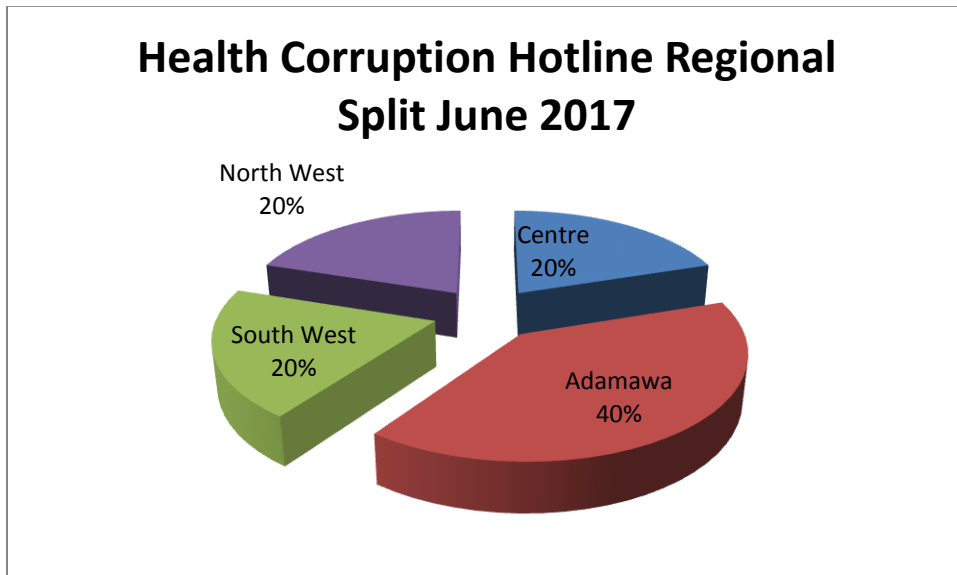
The male gender participated with the highest number of calls this month representing 60% while the female gender participated with 40%

### Age Range of Callers



Most of the calls this month were from the adult age range with 75%, followed by the youth age range with 25%, the elderly age range was not represented this month just like last month.

### Regional representation



Calls from the Adamawa region registered the most callers with 40% of total calls, followed by the callers from the Centre, North West and South West regions with 20%.

**Finance****AC received funds this month from NEU FOUNDATION**

<b>Amount in Francs CFA</b>	<b>Use</b>	<b>Details</b>	<b>Amount in USD</b>
20,000	AC Hotline	21 calls received	\$40
10,000	HC Hotline	10 calls received	\$20
0	Investigations	0	
-	Legal	1 case follow-up	
0	Media	0	
256,400	Management	Co-ordination	\$512.8
-	Office	-	
<b>286,400</b>	<b>TOTAL Expenditure June 2017</b>		<b>\$572.8</b>

**Donor Financial Report June 2016**

<b>Amount in FCFA</b>	<b>Donor</b>	<b>Month</b>	<b>Amount in USD</b>
<b>179,967</b>		<b>Balance from May</b>	<b>\$359.9</b>
<b>538,000</b>	<b>NEU FOUNDATION</b>	<b>Received in June</b>	<b>\$1076</b>
<b>286,400</b>		<b>Used in June</b>	<b>\$572.8</b>
<b>429,967</b>		<b>Carried forward to July</b>	<b>\$859.9</b>